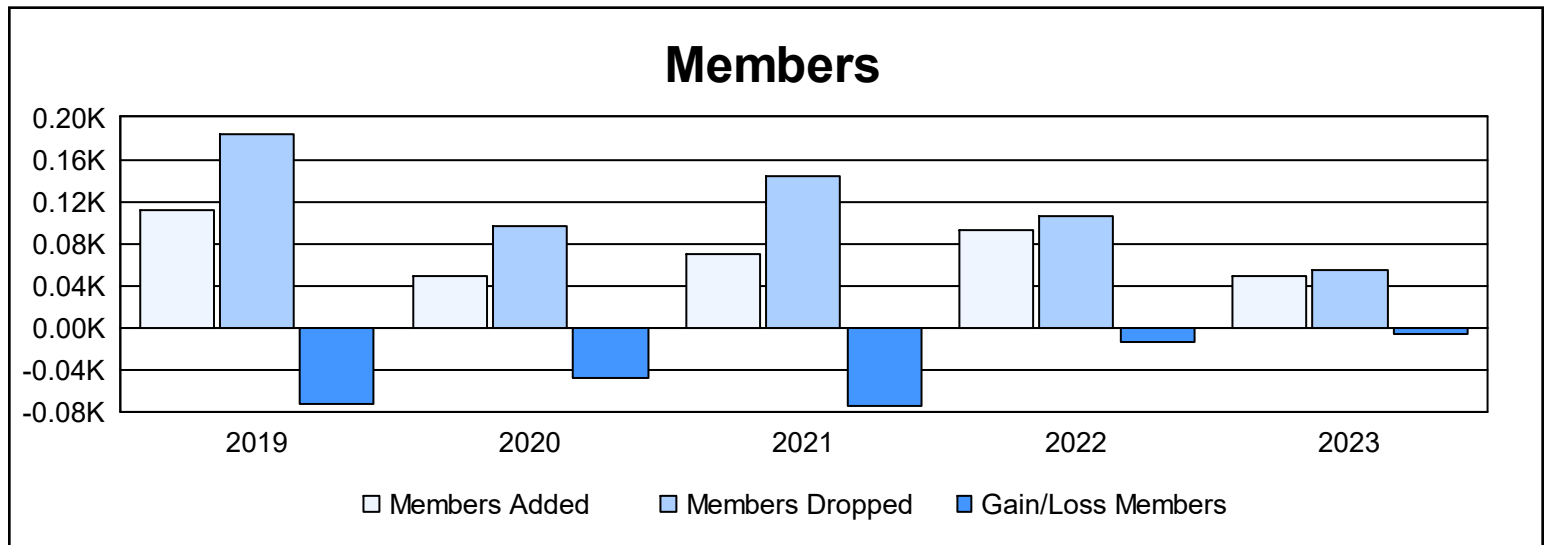
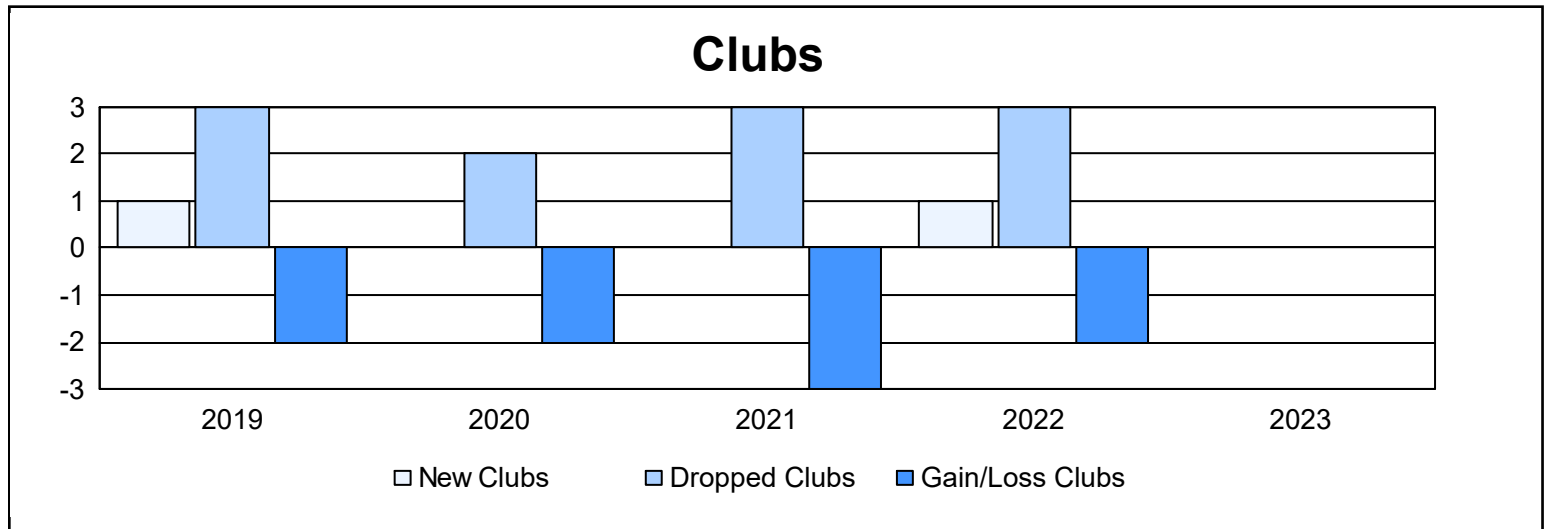
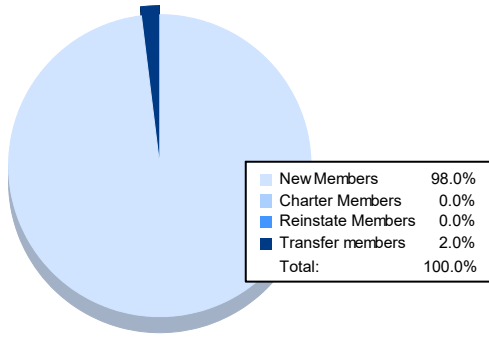


| Year | New Clubs | Dropped Clubs | Gain/ Loss Clubs | New Members | Charter Members | Reinstate Members | Transfer Members | Total Member Added | Total Members Dropped | Gain/ Loss Members |
|----------------|-----------|---------------|------------------|-------------|-----------------|-------------------|------------------|--------------------|-----------------------|--------------------|
| 2018-2019 | 1 | 3 | -2 | 68 | 25 | 11 | 7 | 111 | 183 | -72 |
| 2019-2020 | 0 | 2 | -2 | 36 | 6 | 1 | 5 | 48 | 96 | -48 |
| 2020-2021 | 0 | 3 | -3 | 34 | 6 | 27 | 3 | 70 | 144 | -74 |
| 2021-2022 | 1 | 3 | -2 | 57 | 27 | 7 | 1 | 92 | 105 | -13 |
| 2022-2023 | 0 | 0 | 0 | 48 | 0 | 0 | 1 | 49 | 55 | -6 |
| Average | 0 | 2 | -2 | 49 | 13 | 9 | 3 | 74 | 117 | -43 |



Membership Composition June 2023 Cumulative



Gender Composition June 2023 Cumulative

